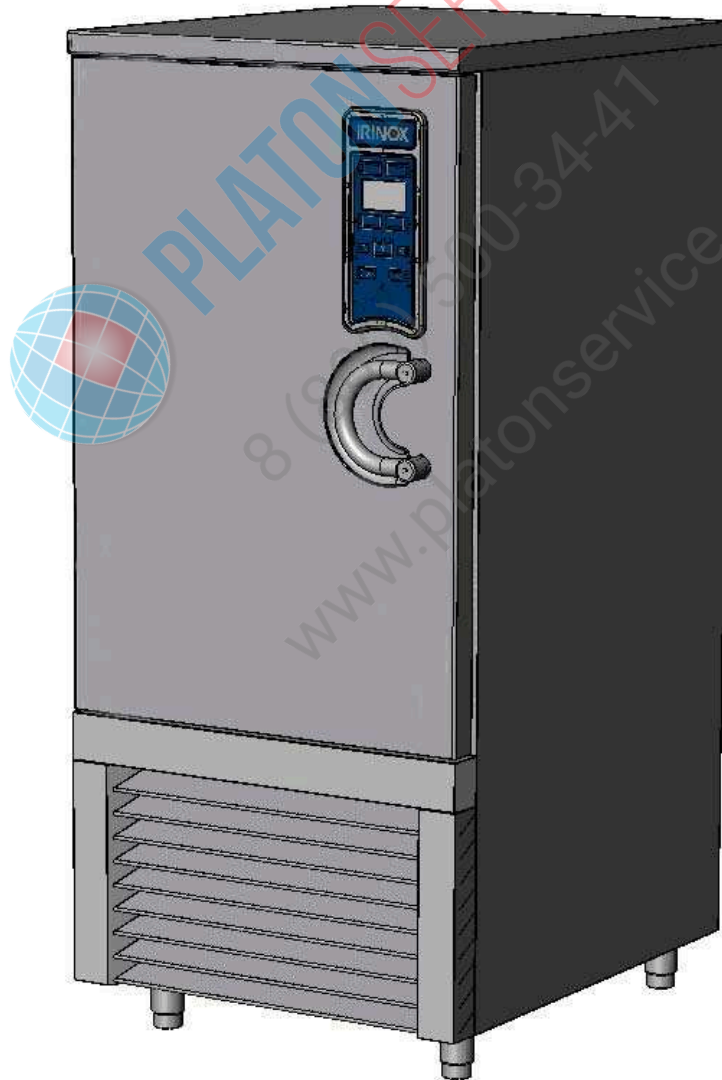




MF85.2

- DISEGNI ESPLOSI e LISTA RICAMBI
- EXPLODED VIEWS and SPARE PARTS LIST
- DIBUJOS DE DESPIEZOS Y LISTADO REPUESTOS
- EXPLOSIONSZEI CHNUNGEN AND ERSATZTEILELISTE



INDICE / INDEX

- Cella / Cabinet
 - Evaporatore / Evaporator
 - Supporto teglie / Support trays
 - Porta / Door
 - Piedi e ruote / Feets and Wheels
 - Quadro elettrico cella / Cabinet electrical panel
- Unità condensante / Condensing unit
 - Unità condensante ad aria / Air condensing unit
 - Unità condensante ad acqua di rete / Line water condensing unit
 - Unità condensante con condensatore aria remoto / Condensing unit with remote air condenser.
 - Unità condensante con condensatore ad aria remoto super silenzioso / Condensing unit with remote extra low decibel air condenser.
 - Unità condensante con gruppo remoto e condensatore ad aria remoto / Condensing unit with remote condensation unit and remote air condenser.
 - Unità condensante con gruppo remoto e condensatore ad aria remoto super silenzioso / Condensing unit with remote condensation unit and remote extra low decibel air condenser.
 - Unità condensante con gruppo ad aria remoto / Condensing unit with remote air condensation.
- Componenti variabili con la tensione / Variable device with voltage
- Traduzione descrizione codice / code description translation



PLATONSERVICE
8 (800) 500-3441
www.platonservice.com

CELLA MF85.2

MF85.2 CABINET



PLATON SERVICE

8 (800) 500-3447

www.platonservice.com



MF85.2

POS.	CODICE	Q.TA'
1*	41M15100200	1
2	3600810	1
3	4380100010	1
4	4380100020	1
5	2341314	1
6	3240100	1
7	4802172	2
8	4802176	2
9	3805500	1
10	1890600	1
11	3240250	9
12	40071080	1
13	11000070	1
14	11005010	1
15	11000080	1
16	68140810	1
17	7M7152000	1
18	4000231	1
19	1002000	1
20	68150700	1
21	3240200	2
22	48000048	1
23	8M11520000	1
24	21000010	1
25	40080160	4

* => COMPONENTI CHE VARIANO CON LA TENSIONE DI ALIMENTAZIONE (VEDI TABELLA)

* => COMPONENTS DEPENDING ON POWER SUPPLY (SEE TABLE)

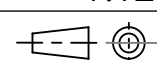
E			
D			
C			
B			
A			
REV.	DESCRIZIONE MODIFICA	AUTORE	DATA

IRINOX®

SCALA: 1:12

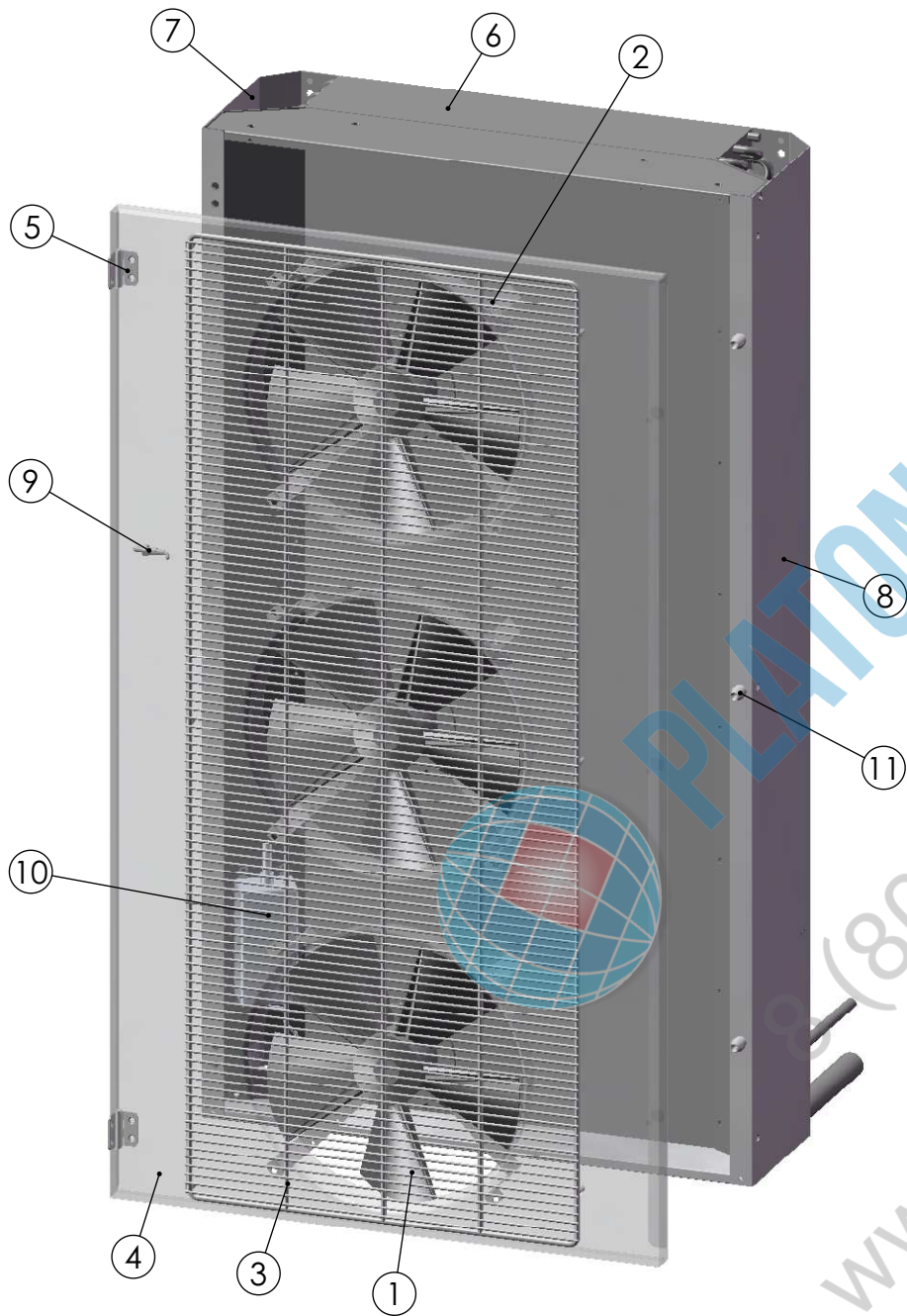
MODELLO:

CODICE:



DESCRIZIONE:

ASSIEME CELLA MF85.2



POS.	CODICE	Q.TA'
1	270343004	3
2	68142340	6
3	2783490	1
4	68150960	1
5	40002040	2
6	40207040	1
7	68150910	1
8	68150900	1
9	3805140	1
10	3880400	1
11	40051165	3

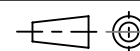
REV.	DESCRIZIONE MODIFICA	AUTORE	DATA
E			
D			
C			
B			
A			

IRINEX

SCALA: 1:8

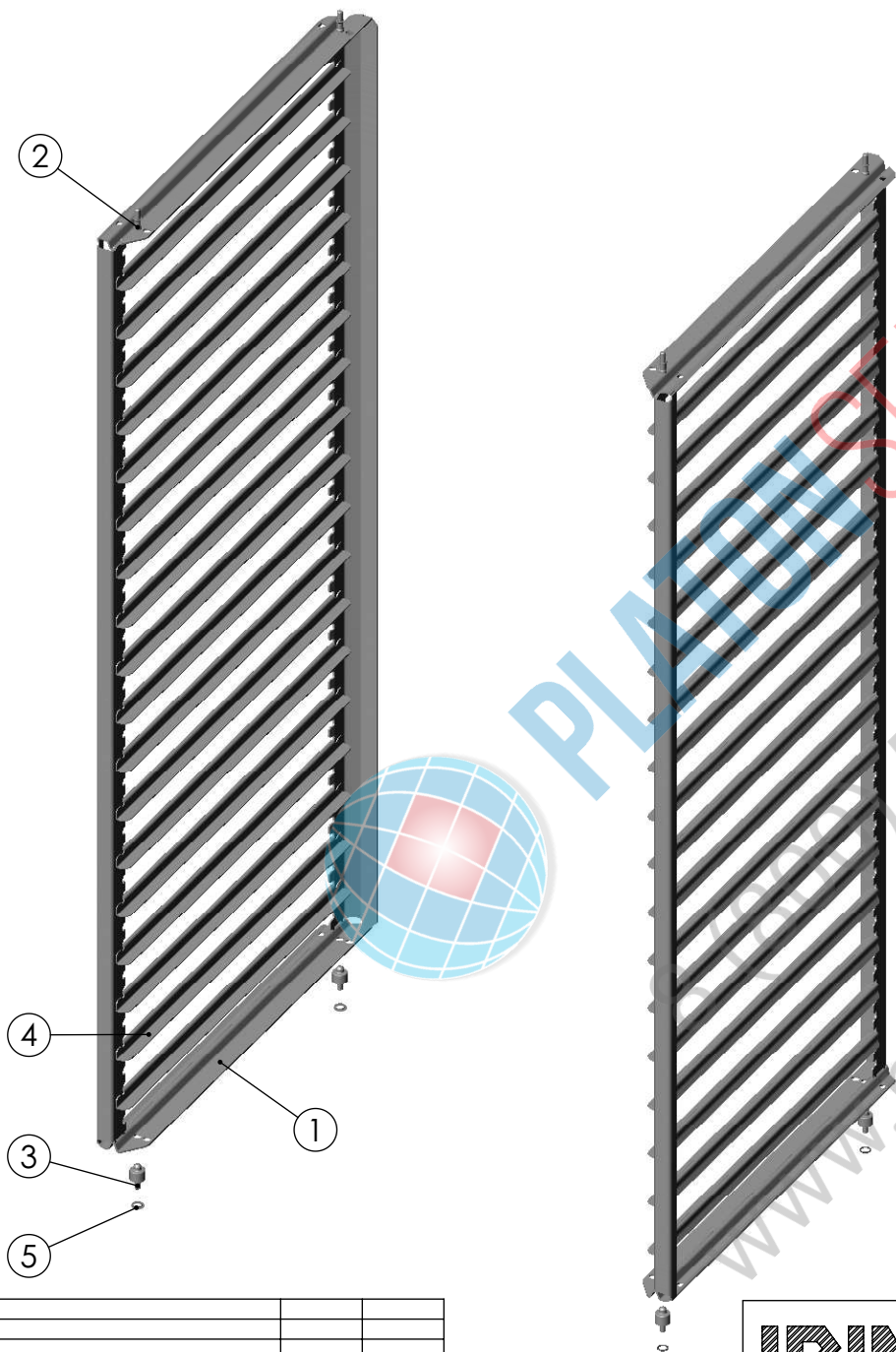
MODELLO:

CODICE:



DESCRIZIONE:

ASSIEME EVAP. E PORTAVENT. MF85.2



POS.	CODICE	Q.TA'
1	68151200 (2)	2
2	40072080	4
3	40072090	4
4	68151273 (4)	36
5	11005060	4

PLATON SERVICE

PLATON SERVICE

500-34-47

www.platonservice.com

REV.	DESCRIZIONE MODIFICA	AUTORE	DATA
E			
D			
C			
B			
A			



SCALA: 1:8






MODELLO:

CODICE: **8M11520000**

DESCRIZIONE:

OPZ. SUPP.TEGLIE GN2-1 MF85.2



POS.	CODICE	Q.TA'
1	68151200 (2)	2
2	40072080	4
3	40072090	4
4	68151276 (7)	36
5	11005060	4

PLATON SERVICE

500-34-47

www.platonservice.com

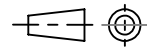
E			
D			
C			
B			
A			
REV.	DESCRIZIONE MODIFICA	AUTORE	DATA

IRINOX®

SCALA: 1:8

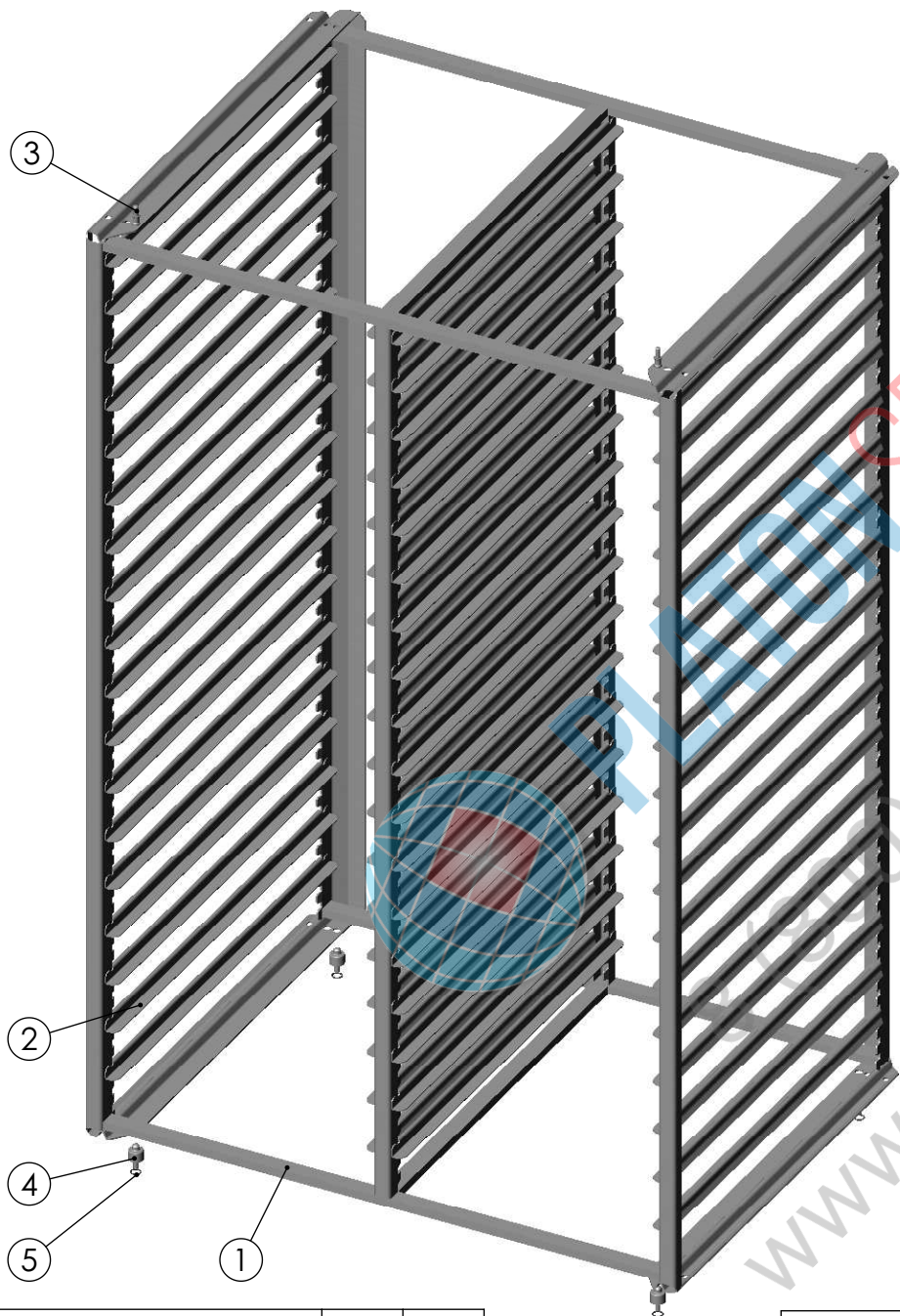
MODELLO:

CODICE: **8M11520010**



DESCRIZIONE:

OPZ. SUPP.TEGLIE PAST/USA MF85.2



POS.	CODICE	Q.TA'
1	68151205	1
2	68151273 (4)	72
3	40072080	2
4	40072090	4
5	11005060	4

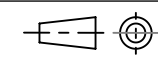
REV.	DESCRIZIONE MODIFICA	AUTORE	DATA
E			
D			
C			
B			
A			



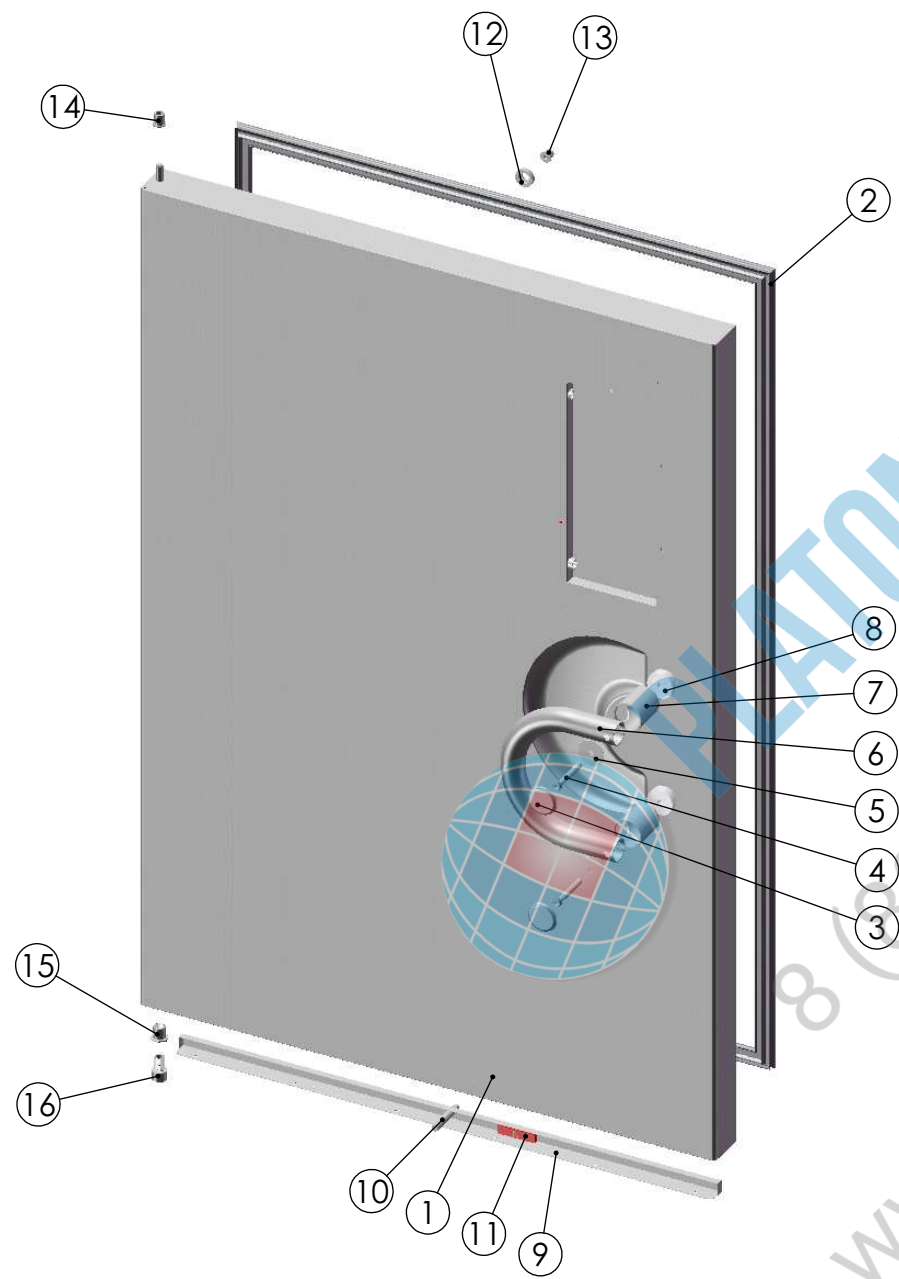
SCALA: 1:8

MODELLO:

CODICE: **8M11520020**



DESCRIZIONE:
OPZ. SUP.TEGLIE DOPPIO GN1-1 MF85.2



POS.	CODICE	Q.TA'
1	68150500	1
2	1010123	1
3	40079053	2
4	40051390	2
5	66807170	2
6	40079041	1
7	40079057	2
8	40051410	2
9	68150540	1
10	4009200	1
11	3240260	1
12	40051330	1
13	40051340	1
14	40011085	1
15	40051311	1
16	40051301	1

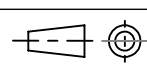
REV.	DESCRIZIONE MODIFICA	AUTORE	DATA
E			
D			
C			
B			
A			



SCALA: 1:5

MODELLO:

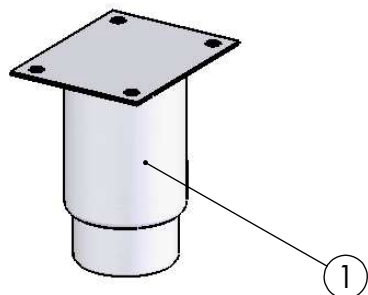
CODICE: **7M7152000**



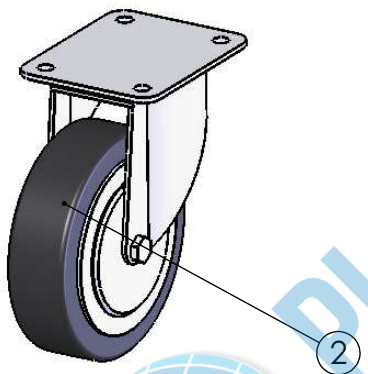
DESCRIZIONE:

GRUPPO PORTA SX MF85.2

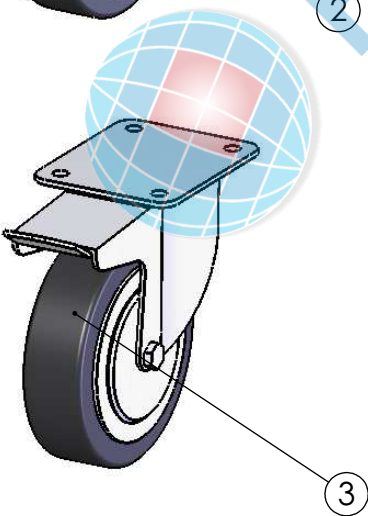
PIEDINO STANDARD
REG. H=115...165mm



RUOTA POSTERIORE
SENZA FRENO
H=155mm



RUOTA ANTERIORE
CON FRENO
H=155mm



POS.	CODICE	Q.TA'
1	40080160	4
2	19001070	2
3	19001080	2

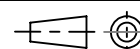
REV.	DESCRIZIONE MODIFICA	AUTORE	DATA
E			
D			
C			
B			
A			

IRINOX[®]

SCALA: 1:4

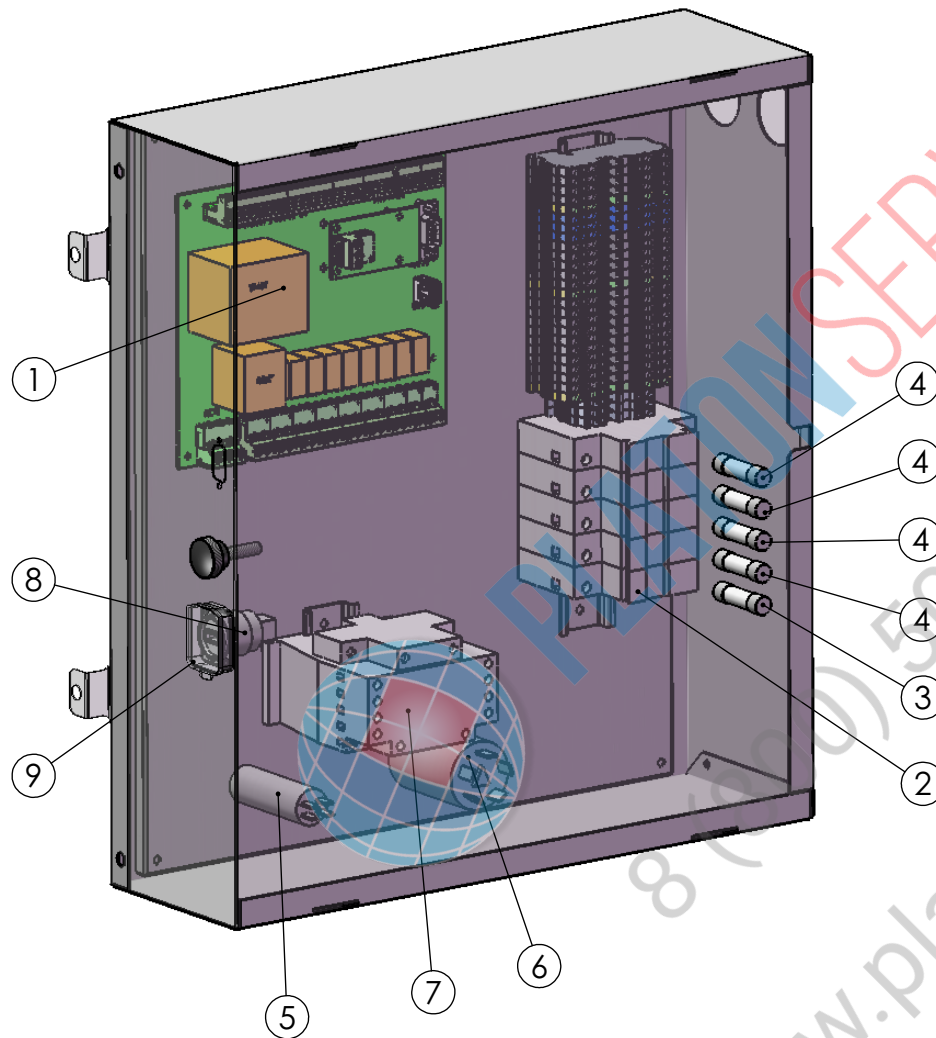
MODELLO:

CODICE:



DESCRIZIONE:

PIEDINI E RUOTE



POS.	CODICE	Q.TA'
1	3600800	1
2	3440140	5
3	3440023	1
4	3440040	4
5	2781101	1
6	3650071	1
7	3312003	1
8	3563270	1
9	3563275	1

REV.	DESCRIZIONE MODIFICA	AUTORE	DATA
E			
D			
C			
B			
A			

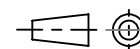
IRINOX

SCALA: 1:4

MODELLO:

CODICE:

41M15100200



DESCRIZIONE:

QUADRO MF70.1/MF85.2/MF70.2 400-3N-50/60